



ELLANSÉ®

NATURAL LOOKING REGENERATIVE BEAUTY

RESTORE VOLUME

REDEFINE CONTOURS

REDUCE WRINKLES

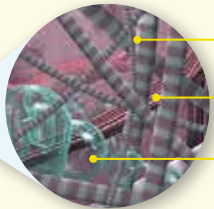
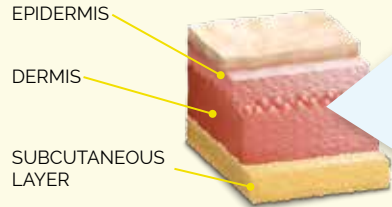
NATURALLY
RESTORES
WHAT TIME
HAS TAKEN
AWAY

100% YOU 100% NATURAL COLLAGEN 100%

The ageing process

- Signs of facial ageing usually begin in your 20s when the firmness of your skin starts to decrease.
- Lines and wrinkles begin to appear and become more pronounced with age as levels of the skin's structural proteins (collagen and elastin) decrease.

Collagen in youthful skin



COLLAGEN
Provides infrastructure for elastin and hyaluronic acid

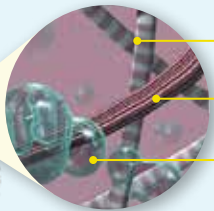
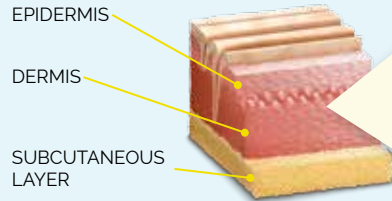
ELASTIN
Helps the skin retain its elasticity

HYALURONIC ACID
Water binds to hyaluronic acid, keeping the skin moist



Well structured collagen network

Collagen loss in ageing skin



DECREASED COLLAGEN


DECREASED ELASTIN

DECREASED HYALURONIC ACID



Collagen network disorganisation

Below the skin, ageing affects multiple layers of the face:

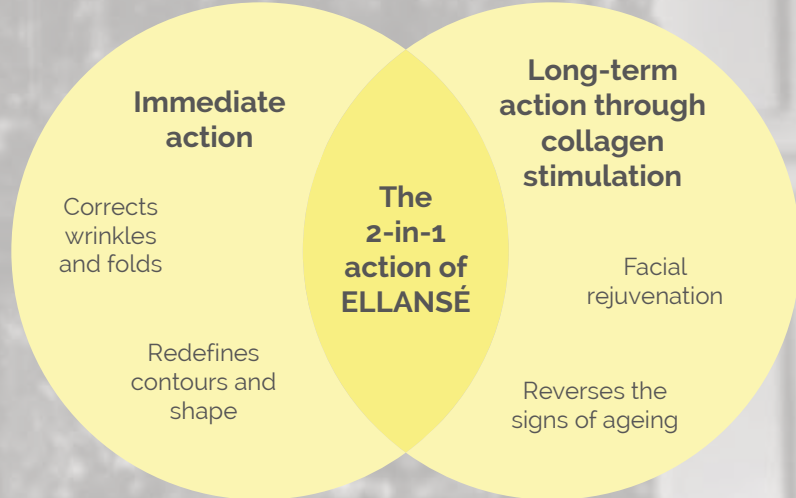


- BONE IS REABSORBED AND REMODELLED
- MUSCLE TONE AND VOLUME IS LOST
- FAT IS LOST AND REDISTRIBUTED

ELLANSÉ offers an innovative solution to reduce the signs of ageing.

ELLANSÉ is unlike traditional fillers

As well as addressing wrinkles and folds, ELLANSÉ uses the body's natural response to stimulate collagen production for long-lasting results that treat the underlying cause of facial ageing.



Which areas can ELLANSÉ treat?

Upper Face

- Forehead
- Temples
- Brow area

Mid Face

- Nose reshaping
- Cheek augmentation
- Nasolabial lines (lines from the nose to corners of the mouth)

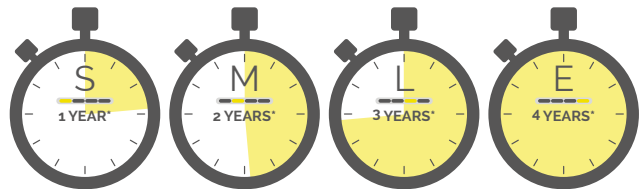
Lower Face

- Corners of the mouth
- Marionette lines (vertical lines that run down from the corners of the mouth)
- Chin definition
- Jawline

How does ELLANSÉ work for you?

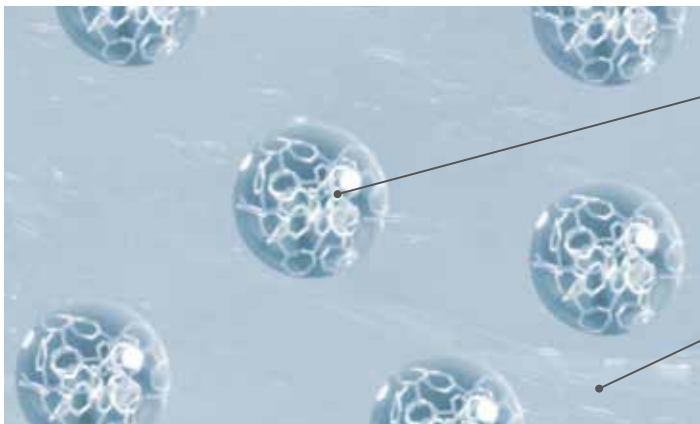
The ELLANSÉ range

ELLANSÉ can offer you a personalised treatment plan.



Together you and your physician will discuss which option is right for you.

The composition of ELLANSÉ



Microspheres
(tiny sphere-shaped particles)

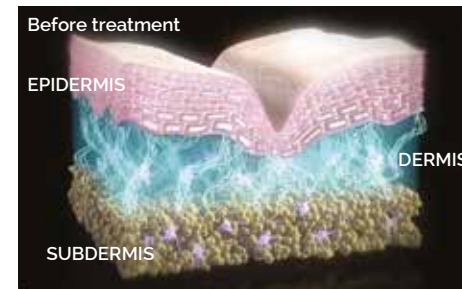
Carrier gel
(the smooth microspheres are spread evenly throughout this gel)

* Expected longevity in-vivo based on extrapolation of clinical data from -S (1 year) and -M (2 years) and accepted PCL degradation behaviour.

ELLANSÉ works differently to other fillers

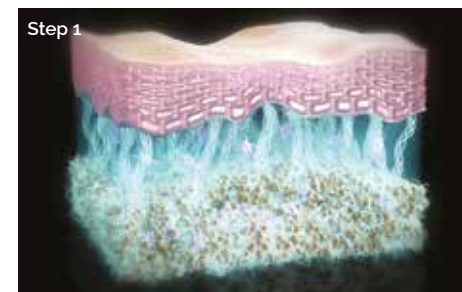
Before treatment

Volume loss/lines and wrinkles caused by decreased collagen, elastin and hyaluronic acid.



Step 1: Immediate restoration of volume

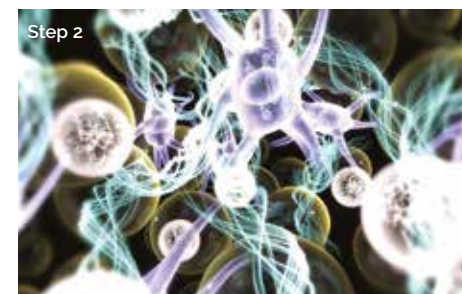
ELLANSÉ contains smooth microspheres (tiny particles) that are evenly distributed in the carrier gel, which fill the areas of skin affected by volume loss.



Step 2: Stimulation of your body's natural collagen production

Over the course of a few months, the smooth microspheres stimulate your body's natural collagen production.

As the microspheres are broken down by the body, these collagen structures are left behind and continue to fill and provide volume to the skin.




How ELLANSÉ compares to other available treatments



	ELLANSÉ®	(Long-lasting) Hyaluronic acid filler	Radiesse®	Sculptra®
Immediate volume restoration (1-3 months)	YES	YES	YES	NO
Long-term collagen stimulation	YES	NO	YES	YES
Treatment sessions required	1	1	1	3
Duration of results	1 - 4 Years*	12-18 Months	>12 Months	25 Months

* Expected longevity in-vivo based on extrapolation of clinical data from -S (1 year) and -M (2 years) and accepted PCL degradation behaviour.



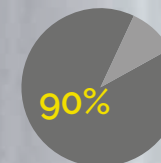
Natural-looking, fresh results

- Immediate visible correction of wrinkles and folds
- Reshapes and contours
- Reverses the signs of ageing
- Facial rejuvenation through natural collagen stimulation
- Ideal treatment for both women and men

Safety

- High clinical safety experience
- An established safety profile to achieve optimal results

High patient satisfaction



Of patients had improved, much improved or very much improved results at 12 months



Of patients had improved, much improved or very much improved results at 24 months

- 82% of patients were satisfied with ELLANSÉ 24 months after treatment with 78% of patients wanting to repeat ELLANSÉ treatment

My beauty with ELLANSÉ



Before ELLANSÉ



3 months after ELLANSÉ



12 months after ELLANSÉ



Before ELLANSÉ



1 month after ELLANSÉ



20 months after ELLANSÉ



*"I tried different ways to keep 'up' my face but I still looked 'down'.
A year after ELLANSÉ many friends told me that I looked much younger than my true age.
My face looked more defined and contoured with better skin texture."*

1. How long does a treatment take?

A treatment takes approximately 30 minutes depending on the treatment areas.

2. When will I see the effects of the treatment?

Volumising effects and correction of wrinkles and folds can be seen immediately after treatment. ELLANSÉ will then gradually stimulate production of your body's own collagen to treat the underlying causes of facial ageing for long-lasting and natural-looking results.

3. How long will the results last?

You will get natural-looking, smooth and immediate results that last from between 1 to 4 years* depending on which ELLANSÉ option your physician recommends for you. The results are maintained for the total duration of time according to the ELLANSÉ option chosen, enabling you to avoid multiple sessions.

4. Is the procedure painful?

ELLANSÉ is injected into the skin in tiny amounts using an ultrafine needle, resulting in minimal discomfort. The procedure is simple and convenient, and volumising results are immediate.

5. What is ELLANSÉ made up of?

Composed of unique PolyCaproLactone (PCL) microspheres and Carboxymethyl Cellulose (CMC) carrier gel which are naturally broken down by the body into carbon dioxide and water and then eliminated without leaving any substances in your body.

6. How many sessions are generally needed?

With ELLANSÉ, only one session is needed to obtain immediate results and long-lasting correction, making ELLANSÉ a cost effective treatment that offers excellent value for money.

7. Is it OK to combine ELLANSÉ with other aesthetic treatments?

ELLANSÉ should not be used in or close to sites where previous skin augmentation procedures have been applied. Please speak to your physician for more information.

8. What should I do following treatment?

It is recommended to avoid hot bathing and vigorous exercise for 24 hours after treatment. Over-exposure to the sun and UV light should also be avoided for 1 week after treatment.

9. Are there any side effects?

As with all fillers, there may be some swelling, localised redness at the injection site, itching and tenderness immediately after treatment. They are the result of the injection itself and generally resolve by themselves. A full set of possible side effects are listed in the product's 'Instructions for Use'. For more information please consult your physician.

Please Note: The above is not a replacement for a consultation with a qualified physician. Always consult a qualified physician for treatment recommendations and planning.

* Expected longevity in-vivo based on extrapolation of clinical data from -S (1 year) and -M (2 years) and accepted PCL degradation behaviour.



Ask your physician for more information



www.ellanse.com



SINCLAIR PHARMACEUTICALS LIMITED
Office Village, Chester Business Park,
Chester, CH4 9QZ
United Kingdom



Date of preparation: June 2017 W295.03